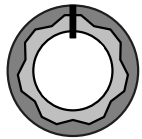
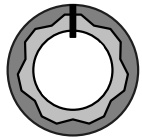


Equalisation



HIGH



MIDS



LOMIDS



GROWL



CRUNCH

MIDS and **HIGH** are both active cut/boost EQs that we have sculpted to suit guitar. High boosts without harshness and mids are the heart of good guitar tone.

These controls are designed to give you the inherent sweetness of a passive EQ, with the power and response of an active, yet none of the drawbacks.

Activating **LOMIDS** lowers the frequency which **MIDS** works at. Cut for clarity or boost to bring bass and 8 string forward in the low end of the mix.

GROWL adds a gentle bass boost at the end of the signal chain to beef up your tone. We think this is great for creative jamming when you need to feel in the zone.

CRUNCH adds a wide Q mid-range boost designed to lift your guitar out of the mix without being harsh or obnoxious. Use it live and when recording to give yourself clarity without needing to turn up.

Power

Use a standard 2.1mm centre-negative DC supply in the range of 9 to 18v. Higher voltages generally give more clarity, headroom and output. Lower voltages generally sound fuzzier and dirtier.

Arraaarrrragh help!

So you blew it up huh? Or maybe your goat tried to eat it?

Instead of me trying to second-guess what crazy thing has gone wrong by printing a giant list of pot-shot advice why not just pop on the website and message me. I'm always happy to help.

Audiostorm.uk

GRAND CLASSIC

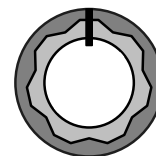


The Grand Classic is a highly advanced analogue distortion.

It uses a large number of complex, active circuits to achieve high gain, low noise and generate a harmonically rich and sensitive sound.

Like all Audiostorm pedals it is assembled in-house in the UK using carefully selected parts.

Drive



DRIVE

The **DRIVE** control is very reactive. Set this for a high gain lead, then work your guitar volume to dial the aggression back and find your rhythm sound.

The GC is built to be dynamic and react to your playing. Practicing use of guitar volume and tone, and dynamic picking, will really help you open up your range of tones.

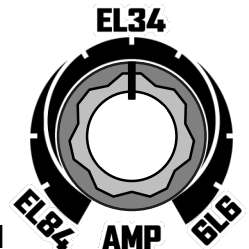
Harmonic content

The **AMP** control is the most powerful feature of the Grand Classic: it changes the harmonic structure of the clipping section without cutting tone.

EL84 drives the lower mids harder for rock'n'roll

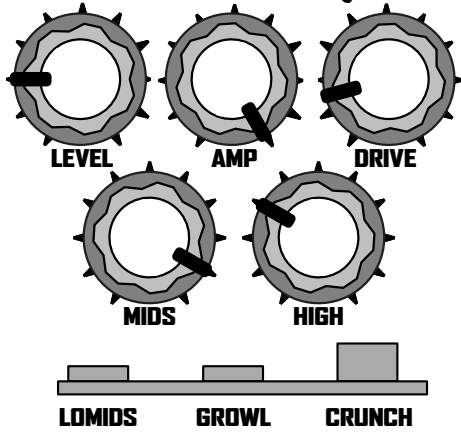
EL34 provides a balanced sound with plenty of bite

6L6 dials up the low end saturation for a doomy feel



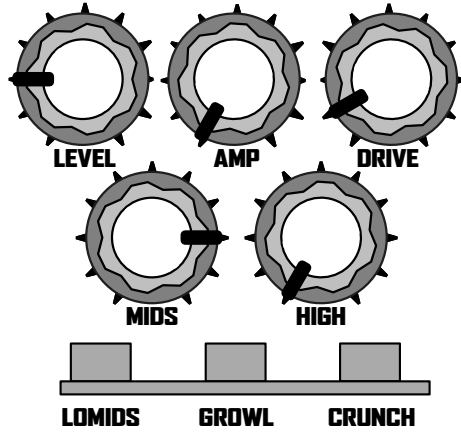
Heavy, heavy monster sounds

Thimble finger



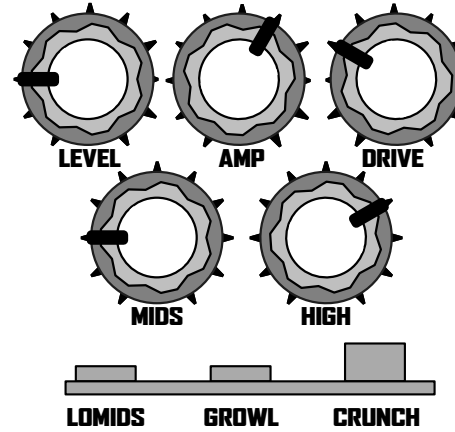
Roll back your guitar tone

Mantel Piece



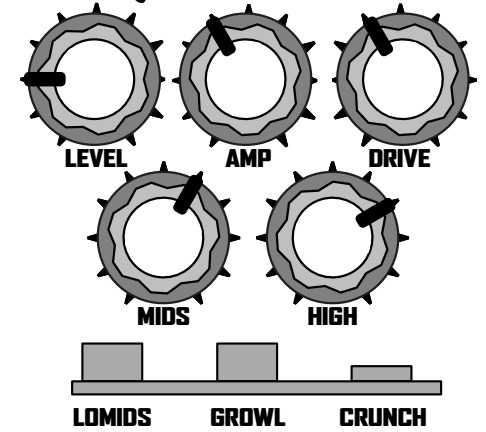
Work that guitar volume

None more black



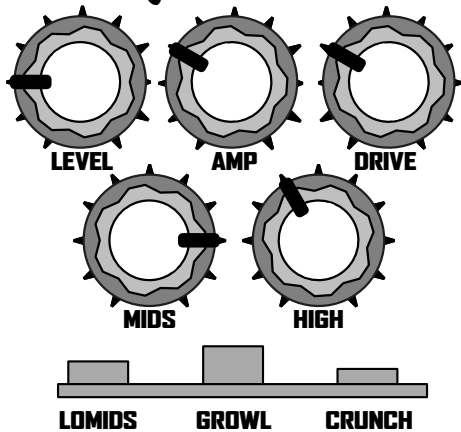
Great for those platinum hits

Reign of Thrash



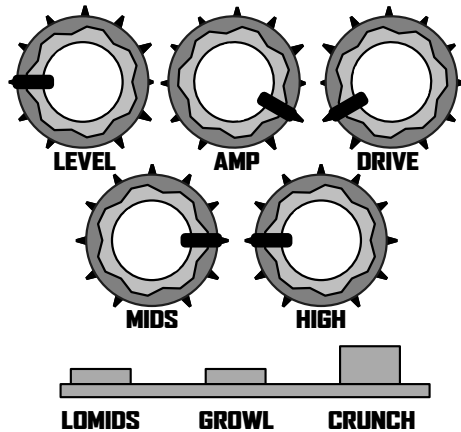
Increase mids for extra bloodshed

Still got 450 nm



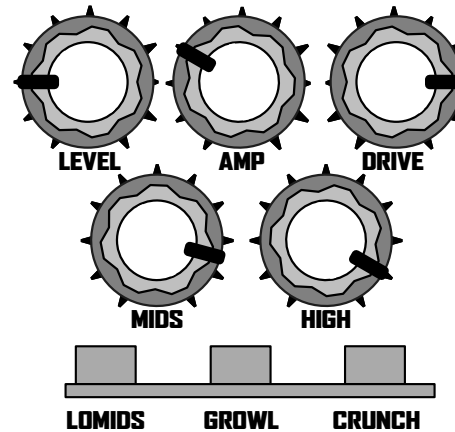
Use neck pickup

Dentistry (Bass)



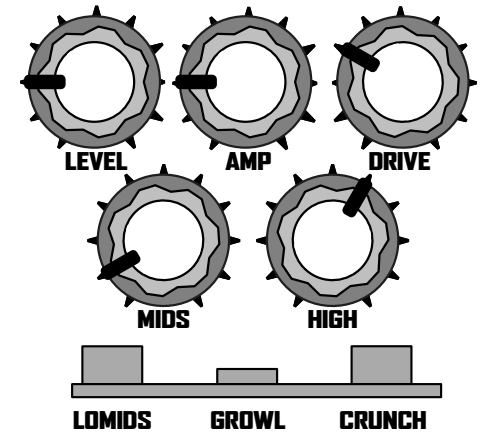
Add wah for solos

Winter Solstice



Add crunch to punch through the mix

Trebuchet (Bass)



Pointy R-bass preferred