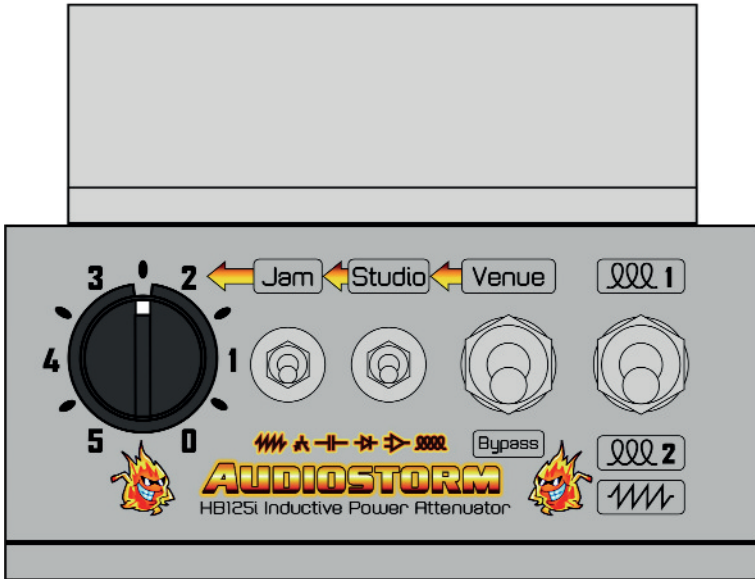


AUDIOSTORM

HotBox 125i



by *Sean Mandrake*

audiostorm.uk

The HotBox is a power attenuator which absorbs a large proportion of the output power from your amplifier and converts it into heat instead of volume. This allows you to enjoy the real tone of power valves saturating into overload, but without the hearing damage.

Power levels

Your HotBox is rated for 125 watts. This rating is the loudest amplifier you should use with your HotBox. As long as your amplifier is well serviced then you can turn it up to 11 and drive it as hard as you like, for as long as you like: The HotBox is built exactly for this purpose. You can also always use a lower powered amplifier without issue.

Decibels, watts and human hearing

Human hearing is non-linear, frequency dependent and very complicated. Rather than subject you to a lesson on psycho-acoustics we have done all the hard work for you and instead labelled our controls according to use so you can focus on playing.

Using your HotBox

The **HB125i** offers three reduction modes plus bypass. The switches work in series, each one feeding into to the next.

When the Venue switch is down the unit is in bypass mode. In bypass mode you **MUST** have a speaker connected to the HotBox or else your amp will not be connected to anything and damage may occur.



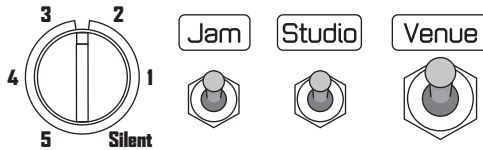
Switching only the Venue switch on (up) will engage the first step of reduction. This is a moderate level of reduction that is ideal for reducing a large amplifier to levels appropriate for a live gig in a small venue, such as using a stack in a pub.



If the Studio switch is also turned on (up) then this will reduce your output to levels appropriate for recording, rehearsals and intimate gigs. Having fixed modes ensures repeatability and reliability when recording and performing.



Engaging the Jam switch will activate the variable control. This mode provides a smooth range of control to cover all possible jamming scenarios, from fairly loud, to running a full Marshall stack at midnight in a city-centre flat, to entirely silent for recording purposes.



Inductive Modes

Resistive mode (down) uses British-made, wirewound aluminium clad power-resistors to give a tighter, more modern sound.



The two inductive mode use a huge, massively over-engineered inductor to give a looser, more vintage sound. Mode 2 (middle) gives a full and fat inductor sound akin to a vintage speaker. Mode 1 (up) gives a damped inductor sound with a touch more high end and midrange focus akin to a large magnet speaker.



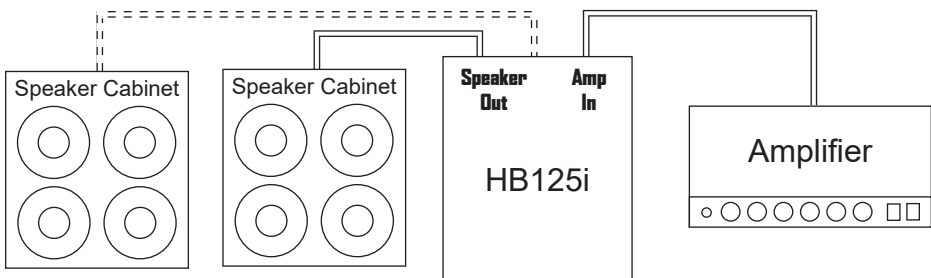
You can change modes on-the-fly at any time you choose.



Connections

To use your HotBox simply connect it in-line with the speaker output of your amplifier. Your amp or head goes to the **Amp In** socket on the box and your speaker or speaker cab connects to the **Speaker Out** sockets.

In the case of combos this is usually the built in lead. You may use either or both of the speaker out jacks on the HotBox at the same time. They are wired in parallel thus connecting two 16 ohm cabs will give the same impedance as connecting one 8 ohm cab.



FAQ

Does the impedance (16 ohm, 8 ohm, 4 ohm) really matter?

You must always match the amp (or head) impedance to the HotBox otherwise you will stress your tubes and transformer. However, you can mismatch your speakers by up-to half or double (but only when **not** in bypass mode) because the HotBox acts as a partial buffer.

I measured my speaker impedance and it's 7.3 ohm / 13.5 ohm etc.

Speaker impedance is only a very rough measurement. So 7.3 means '8 ohms' and both 13.5 or 17.1 are '16 ohms' (or 15 ohms on vintage amps).

Will it sound exactly like an overloaded amp

It will be very close but the HotBox has it's own tone. You are not driving the speaker as hard so you might prefer to use a lower powered speaker, perhaps 5 to 10 w, to improve your tone.

I accidentally connected the leads the wrong way around.

It is very unlikely this will damage your amplifier unless it remains connected for a prolonged time, however it can quickly damage the HotBox, particularly the sensitive variable control. If your HotBox stops working due to damage we offer repairs by post for a very reasonable cost.

Can I use the HotBox to direct record?

Our HotLine line-out and BurnBox Inductive DI add-ons work with your HotBox to allow direct recording. The HotLine is intended for use with software IR simulations (not included). The BurnBox is an all-analogue, inductive speaker modeller with tunable characteristics. An ideal alternative to digital processing.

Can I use the HotBox as a dummy load, without any speaker?

Yes, but you must only use the HB125i as a dummy load when the unit is in Jam mode (Venue, Studio and Jam switches in up position). The variable control position is ignored in this case.

Will the HotBox get hot?

Yes. How hot depends upon your amp and the ambient temperature. If the HotBox gets super hot your amp valves or bias may be faulty and we **strongly** recommend you get your amp tested by a skilled technician because it may be outputting too much power. A temperature rise of 50 deg C over ambient for a 120 w amp during heavy use is typical. If you use your HotBox under open sun, hot spotlights or in an enclosed space you may need to use a cooling fan.

Will the HotBox hurt my amplifier?

Absolutely not. Your amplifier can not tell the difference between a HotBox and a speaker. However, because you will be running your amplifier at a very high level, possibly in continuous overload conditions you should expect your power valves to wear out at a faster rate, just as if you were playing regular stadium gigs and you should service it accordingly.

Conditions and guarantee

All Audiostorm pedals are designed and hand built by Sean Mandrake. As such, every pedal will vary slightly and cosmetic imperfections are to be expected and are considered normal.

Every pedal is built from carefully selected parts. If your HotBox malfunctions Audiostorm will repair or replace it (whichever we deem more practical) for at least twelve months from the purchase date. Beyond this, as part of our lifetime warranty, we will attempt to repair any HotBox for cost only.

This guarantee excludes damage caused from unreasonable abuse. This includes but is not limited to: liquid damage, high impact physical damage, cosmetic damage and failure to follow the guidelines in this manual. The use of this unit and commitment to a guarantee also requires that the end-user agrees that they certify any equipment this HotBox is connected to as is in good condition, thoroughly serviced, safe, operates within the specified power levels, and is appropriate for use.

The user also accepts that the HotBox may get hot and takes full responsibility for ensuring the safety, typically by placing it out of reach, of anyone who may accidentally touch it without realising.